Accessories VA 500/520/525

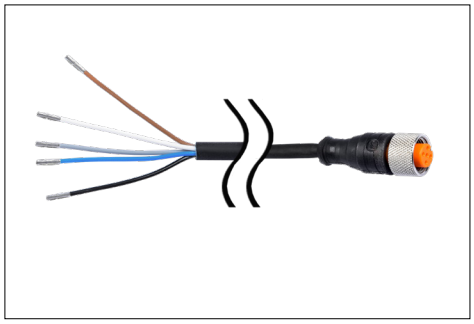

DESCRIPTION	ORDER NO.
Connection cable for VA/FA series, 5 m	0553 0104
Connection cable for VA/FA sensors, 10 m	0553 0105
Connection cable for VA/FA series, 20 m	0553 0120
Cable for alarm/pulse output, with M12 plug, 5 m	0553 0106
Cable for alarm/pulse output, with M12 plug, 10 m	0553 0107
Connection cable for VA/FA series, 5 m shielded	0553 0129
Connection cable for VA/FA series, 10 m shielded	0553 0130



DESCRIPTION	ORDER NO.
Ethernet connection cable, length 5 m, M12 plug x-coded (8 pin) to RJ 45 plug	0553 2503
Ethernet connection cable, length 10 m, M12 plug x-coded (8 pin) to RJ 45 plug	0553 2504
Ethernet connection cable, length 20 m, M12 plug x-coded (8 pin) to RJ 45 plug	0553 2505

DESCRIPTION	ORDER NO.
M12 T-plug for VA 500/520 for connecting multiple sensors to an M-Bus or Modbus network	0 2000 0823

DESCRIPTION	ORDER NO.
M12 plug for VA 500/520/525	0 2000 0082
M12 plug 90° angled	0219 0060

Accessories VA 500/550

DESCRIPTION	ORDER NO.
Drilling jig incl. drill (Ø 13 mm)	0530 1108

DESCRIPTION	ORDER NO.
Wall thickness measuring device CS 0495 incl. case and calibration block	0560 0495

DESCRIPTION	ORDER NO.
Welding nipple, L = 35 mm, male thread, R 1/2" stainless steel 1.4301	3300 0006
Welding nipple, L = 35 mm, male thread, R 1/2" stainless steel 1.4571	3300 0007



DESCRIPTION	ORDER NO.
Ball valve I/I G 1/2" stainless steel	3300 0002

DESCRIPTION	ORDER NO.
High-pressure safety device for the installation of insertion sensors > 10 bar, incl. ball valve	0530 2205

Order code: 0530 2205 _A1_B1_C1_D1

Sensor Type	
A1	VA 500 (up to 50 bar)
A2	VA 550 (up to 100 bar)
A3	VD 500 (up to 30 bar)
A4	VD 550 (up to 100 bar)

Sensor length	
B1	160 mm
B2	220 mm
B3	300 mm
B4	400 mm
B5	500 mm
B6	600 mm

Connection thread	
C1	G 1/2“
C2	NPT 1/2“

Approval	
D1	Without
D2	DVGW (up to 16 bar)

Accessories VA 500/550



DESCRIPTION	ORDER NO.
X-connection for connection of pressure and dew point sensor at the same measuring point (incl. 2x quick-lock coupling)	0553 0133

DESCRIPTION	ORDER NO.
Thread adapter G 1/2″ female thread to NPT 1/2″ male thread	0553 0134

Accessories VA 550/570

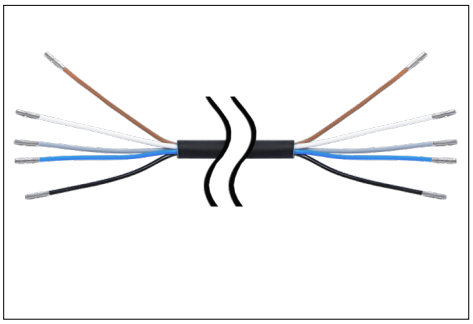

DESCRIPTION	ORDER NO.
Connection cable 5 m with open ends	0553 0108
Connection cable 10 m with open ends	0553 0109

Standard

ATEX

DESCRIPTION	ORDER NO.
PNG cable screwing M20 x 1,5- for standard	0553 0552
PNG cable screwing M20 x 1,5 - for ATEX	0553 0551

Accessories VA 520/570

Aluminium

DESCRIPTION	ORDER NO.
Closing cap for measuring section VA 520/VA 570 (material: aluminium)	0190 0001
Closing cap for measuring section VA 520/VA 570 (material: stainless steel 1.4404)	0190 0002

Accessories for all VA 5xx

DESCRIPTION	ORDER NO.
Mains unit in wall housing for maximum 2 sensors of the series VA/FA 5xx, 100-240 V, 23 VA, 50-60 Hz / 24 VDC, 0.35 A	0554 0110
Mains unit in wall housing for max. 4 sensors of the series VA500/520 100-240 V, 23 VA, 50-60 Hz / 24 VDC, 0,35 A	0554 0111

DESCRIPTION	ORDER NO.
AC adapter plug 100-240 VAC / 24 VDC for VA/FA 5xx	0554 0109

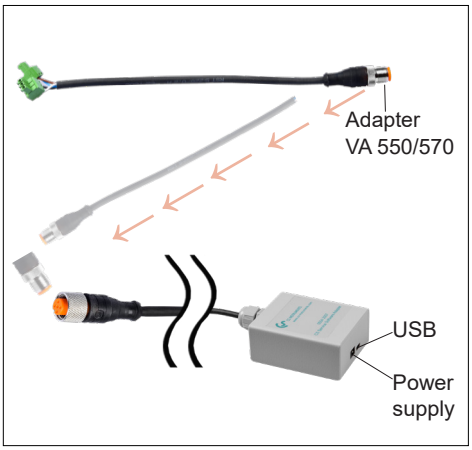

DESCRIPTION	ORDER NO.
CS Service Software incl. PC connection set, USB connection and interface adapter to the sensor	0554 2007

DESCRIPTION	ORDER NO.
External Gateway PROFIBUS for connection to integrated RS 485 interface	Z500 3008
External Gateway PROFINET for connection to integrated RS 485 interface	Z500 3009

DESCRIPTION	ORDER NO.
Case for all sensors (dimensions: 500 x 360 x 120 mm)	0554 6006

Drilling device, including a drill bit, for setting up a measuring point

Ideal for tapping under pressure. Using this special tapping device, a measuring point can be set up within a few minutes after welding on a threaded spigot and fitting a ball valve. As an alternative to welding on the spigot, a tapping clamp can be used.





Sample order code:
0530 1208_A1_B1

Drill holder	
A1	13 mm drill bit for 1/2“ sensor shafts
A2	20 mm drill bit for 3/4“ sensor shafts

Connection thread	
B1	G External thread
B2	NPT external thread

ACCESSORIES	ORDER NO.
DRILL HOLDER:	
Drill holder with G 1/2“ External thread	Z530 1201
Drill holder with G 1“ External thread	Z530 1202
Drill holder mit NPT 1/2“ External thread	Z530 1203
Drill holder mit NPT 1“ External thread	Z530 1204
DRILL BIT:	
13 mm drill bit for ½” sensor shafts	Z530 1205
20 mm drill bit for ¾” sensor shafts	Z530 1206

Practical hot tapping saddle accessories for compressed air lines



DESCRIPTION	DN	ORDER NO.
Spot drilling collar for pipe Ø 032 - 036 mm, length: 150 mm*		0500 0446
Spot drilling collar for pipe Ø 036 - 040 mm, length: 150 mm*		0500 0448
Spot drilling collar for pipe Ø 040 - 044 mm, length: 150 mm*		0500 0449
Spot drilling collar for pipe Ø 044 - 051 mm, length: 200 mm*		0500 0610
Spot drilling collar for pipe Ø 048 - 055 mm, length: 200 mm*	40	0500 0611
Spot drilling collar for pipe Ø 052 - 059 mm, length: 200 mm*		0500 0612
Spot drilling collar for pipe Ø 057 - 064 mm, length: 200 mm*	50	0500 0613
Spot drilling collar for pipe Ø 063 - 070 mm, length: 200 mm*		0500 0614
Spot drilling collar for pipe Ø 070 - 077 mm, length: 200 mm*	65	0500 0615

*incl. 1/2" ball valve
*not suitable for copper and plastic pipes
*not suitable for aluminum

If there is no measuring site with 1/2" ball valve present on existing pipes, it can be set up quickly and cost-effectively by means of hot tapping saddle. The hot tapping saddle is imposed onto the pipe and tightened via thread rods. The enveloping rubber gasket is pressure-tight up to 11 bar. By means of the drilling jig, it is possible to drill the hot tapping saddle through the 1/2" ball valve into the existing pipe.

Important: Please indicate the exact outer diameter of the existing pipe when placing the order resp. please select the suitable hot tapping saddle from the adjoining list.

Practical accessories:
Hot tapping saddle for installing insertion sensors during operation

Sample order code:
0500 0800_A1_B1_C1

Outer pipe diameter	
A20	Ø 075 - 105 mm
A21	Ø 090 - 120 mm
A22	Ø 110 - 140 mm
A23	Ø 135 - 165 mm
A24	Ø 165 - 195 mm
A25	Ø 195 - 225 mm
A26	Ø 220 - 250 mm
A27	Ø 250 - 280 mm
A28	Ø 275 - 305 mm
A29	Ø 305 - 335 mm
	Other sizes available on request

Ball valve	
B1	For sensors with ½“ screw-in thread
B2	For sensors with ¾“ screw-in thread

Screw-in thread	
C1	G thread
C2	NPT thread

TECHNICAL DATA HOT TAPPING SADDLE	
Material of clamp upper part:	Cast iron GJS-400, epoxy-coated
Strip material:	Stainless steel, AISI 316
Belt width:	65 mm, EPDM tape
Standard rubber seal:	NBR
System pressure:	up to 11 bar
Operating temperature:	-10 °C...+50 °C

When using a hot tapping saddle, please allow for a 100 mm longer sensor shaft.

The hot tapping saddle are not suitable for copper, aluminum, and plastic pipes.
*Only available for ½“ insertion sensors





Practical measuring section accessories



MALE THREAD	PIPE (OUTER Ø X WALL THICKNESS)	TOTAL LENGTH	ORDER NO.
R 1/2″	21.3 x 2.6 mm	500 mm	4000 0015
R 3/4″	26.9 x 2.6 mm	600 mm	4000 0020
R 1″	33.7 x 3.2 mm	750 mm	4000 0025
R 1 1/4″	42.4 x 3.2 mm	900 mm	4000 0032
R 1 1/2″	48.3 x 3.2 mm	1000 mm	4000 0040
R 2″	60.3 x 3.6 mm	1250 mm	4000 0050
R 2 1/2″	76.1 x 3.6 mm	1500 mm	4000 0065
From DN 80 with flange DIN 2633			
DN 80/88.9	88.9 x 2.0 mm	1850 mm	4000 0080
DN 100/114.3	114.3 x 2.0 mm	2104 mm	4000 0100
DN 125/139.7	139.7 x 3.0 mm	2860 mm	4000 0125
DN 150/168.3	168.3 x 3.0 mm	3110 mm	4000 0150

Measuring sections for precise measurements:

Measuring section in stainless steel 1.4301 incl. ball valve, up to DN 65 (R2 1/2") with R-male thread, from DN 80 with weld neck flange in acc. with DIN 2633.